


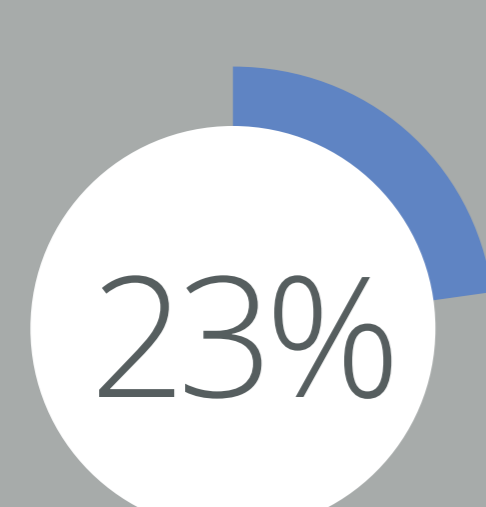
# Readmission Penalty Forecaster

## What does it mean for you?

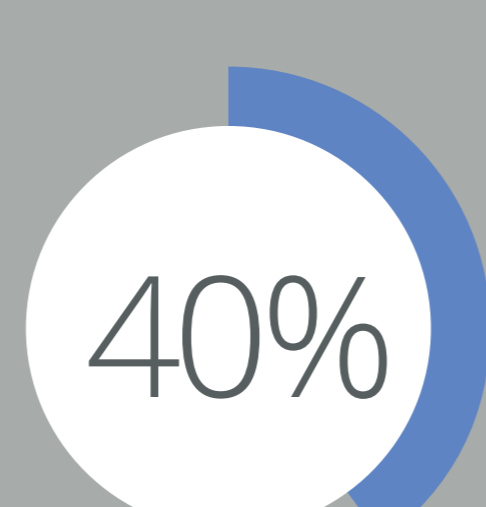


### Readmission Penalty Impact on US Hospitals FY 2016

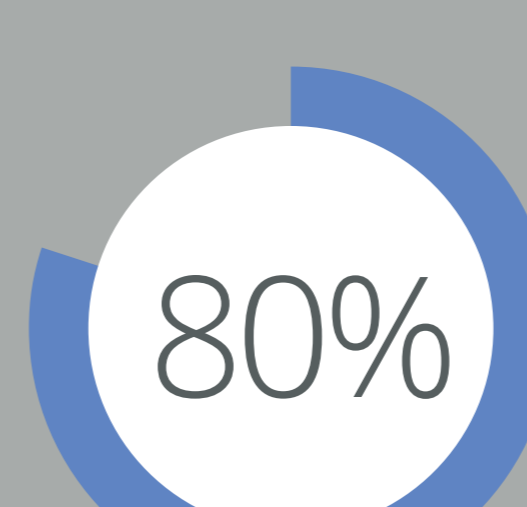
<b>3,464</b> Hospitals in the Program	<b>2,665</b> Hospitals Penalized	<b>\$420M</b> in all US Penalties
<b>799 (23%)</b> Had No Penalties	<b>38</b> Had Full 3% Penalty	<b>.61%</b> Average Penalty



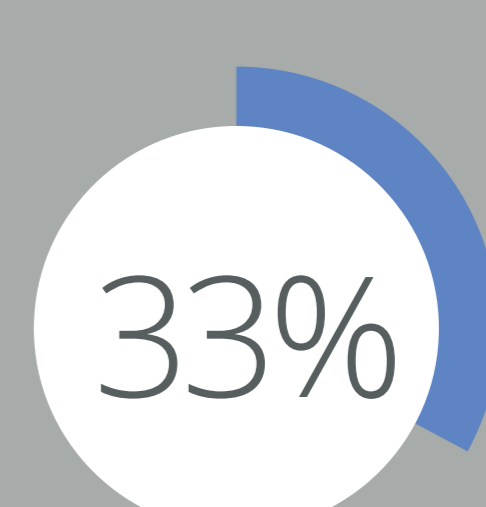
23% of all medical malpractice cases were due to communication problems



~40% of all readmissions are considered avoidable



80% of serious medical errors involve miscommunications during patient transfers or handoffs



RCA studies show that ~33-40% of avoidable readmits were caused by a fault in communications



### Quarterly Data Reviews Available

customized to your organization



### Defined Analysis for 6 CMS Cohorts

- AMI
- Heart Failure
- PN
- COPD
- CABG
- Total Hip & Knee



### Your Patients

compared to over 4M Medicare patients to calculate Excess Readmissions.

Using our analytics engine to compare accumulated Risk Factor claims spanning:



**2,819,022**  
Home Health Visits



**1,769,735**  
Hospice Visits



**4,669,255**  
Inpatient Visits



**6,438,336**  
Outpatient Visits



**2,158,005**  
Skilled Nursing Facility Visits

Want more information on how we can help?  
[www.conduent.com/solution/healthcare-provider-solutions/data-analytics](http://www.conduent.com/solution/healthcare-provider-solutions/data-analytics)

For more information on Conduent Healthcare Provider Solutions, please visit: [www.conduent.com/healthcare-provider-solutions](http://www.conduent.com/healthcare-provider-solutions)